



Actual Size: **50%** when viewed on **A4** paper

Note: This product is Matt finish.
Gloss laminate is available on request at no extra cost.

Sublimation



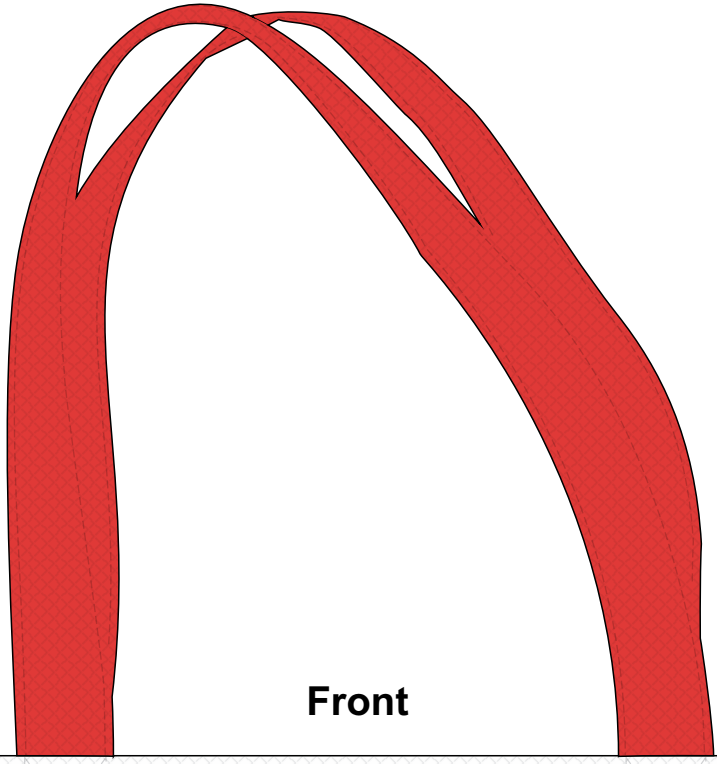
Left Side



Blue Line = The SIGNIFICANT PRINT AREA
(Keep all critical images & text within this box)
Black Line = Maximum print area
Pink Line = Bleed off to here

Actual Size: **50%** when viewed on **A4** paper

Sublimation




Front



Actual Size: **50%** when viewed on **A4** paper

Sublimation

FRONT



Blue Line = The SIGNIFICANT PRINT AREA
(Keep all critical images & text within this box)
Black Line = Maximum print area
Pink Line = Bleed off to here



Actual Size: **50%** when viewed on **A4** paper

Note: This product is Matt finish.
Gloss laminate is available on request at no extra cost.

Sublimation





Right Side




Blue Line = The SIGNIFICANT PRINT AREA
(Keep all critical images & text within this box)
Black Line = Maximum print area
Pink Line = Bleed off to here

Actual Size: 50% when viewed on A4 paper

Sublimation




Back



Actual Size: **50%** when viewed on **A4** paper

Sublimation

Back



Blue Line = The SIGNIFICANT PRINT AREA
(Keep all critical images & text within this box)

Black Line = Maximum print area



Pink Line = Bleed off to here



Actual Size: **50%** when viewed on **A4** paper

Sublimation

Bottom



Blue Line = The SIGNIFICANT PRINT AREA
(Keep all critical images & text within this box)
Black Line = Maximum print area
Pink Line = Bleed off to here